



CENTRALINA
REGIONAL COUNCIL

Regional Resilience Collaborative (RRC) Workshop #3

May 17, 2023

Welcome & Introductions

- In the Teams Chat, please write your:
 - Name
 - Title
 - Jurisdiction

Agenda

- Welcome & Introductions
- Workshop #2 Recap
- Workshop #3 Sessions
 - Pre-Disaster Recovery Planning
 - Annex A: Community Planning and Development
 - Grants
 - Information Collection and Prioritization
 - Roadmap to Resilient Recovery
 - Update on the Roadmap Review and Improvements
- Next Steps & Closing



Recovery Capability Development

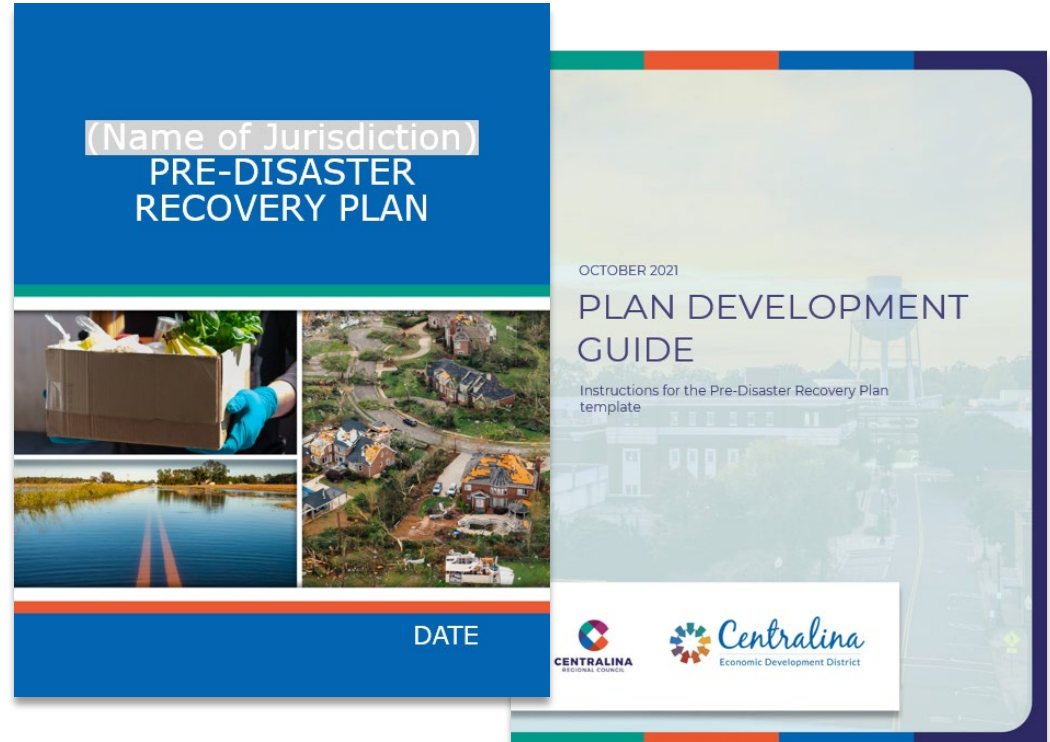
Workshop #2 Recap

Workshop #2 Recap

- You are a critical component for building a Pre-Disaster Recovery Plan for your community.
- These workshops will:
 - Better prepare you and your community for the next economic impact.
 - Save your community expenses and taxes for disaster preparedness and recovery operations.
 - Better prepare you and your community to be more competitive for grant opportunities.
 - Create a peer-peer working group that is ongoing in the region.

Pre-Disaster Recovery Base Plan Overview

- Base Plan elements
- Plan development
- Planning partners
- Planning tools/resources
- Timeline



Grant Overview

- Catalog of Federal Domestic Assistance (CFDA)
- Mitigation Grants
- Projects and Prioritization
- Grant application process
- Getting ready to apply for a mitigation grant



Roadmap Overview

- Self-Assessment
- Roadmap Progress
- Creating Improvement Targets
- Improvement Process
- Developing SMART Targets
- Improvement Plan
- 1-1 Workshop Technical Assistance

Roadmap	Resilient Recovery Roadmap		Program Implementation Self-Assessment					
			Not Identifiable	Limited Activity	Active Program	Robust Program	Best Practice	
	Recommended Activities	Suggested Elements	0	1	2	3	4	
Part 1: Organizing	Organize Local Leadership	Champions identified and engaged in program		1	2	4		
	Involve the Whole Community	Whole Community representatives identified and engaged		3	2		2	
	Establish Coordination Methods	Voluntary Organizations Active in Disaster (VOAD) developed and engaged		2	2	1	2	
Local Emergency Planning Committees					4	2	1	
		Community Resilience Committees	3	4				
Part 2: Recovery Planning	Assess Capabilities and Threats	Stakeholder Preparedness Review (SPR)	1	2	2	1	1	
		Threat and Hazard Identification and Risk Assessment (THIRA)			2	3	2	
		Hazard Vulnerability Assessment			2	2	3	
	Create Recovery Plans	Long-Term Recovery Plan developed	2	3	2			
		Metrics for successful recovery established	2	3	2			
			Recovery goals determined	1	3	3		
	Integrate Hazard Mitigation with Recovery	Mitigation actions integrated with recovery programs	2	3	1		1	
		Recovery priorities determined	1	1	5			
	Prioritize Projects	Additional prioritization considerations	2	1	2	1	1	
Implement Resilient Systems	Implementing resilient systems approach		4	2		1		
Integrate Approach to Recovery Programs	Implementing integrated recovery approach	1	5			1		
Part 3: Managing Recovery Programs	Identify Recovery Staffing	Recovery staffing identified	1	2	3		1	
	Manage Financials	Finance Department engaged in recovery programs	1	2	1	2	1	
		Recovery financial plan developed	2	4	1			
		Supporting Whole Community financial resilience	3	4				
	Leverage Available Resources	Existing recovery resources identified and engaged	1	1	5			
		FEMA grant opportunities assessed	1	1	2	2	1	
	Pursue Grant Opportunities	Other grant opportunities assessed	1	1	1	3	1	
		Application developed/submitted	1	2	3		1	
Implement Improvement Process	Improvement process implemented	2	1	4				
	Determined recovery program success factors	2	3	2				
	Regularly assess progress and implement improvements	2	3	2				
Total:			34	59	56	22	18	
Recovery Program Self-Assessment Score *							1.64	

* A score of 2 indicates an active recovery program. The score is determined by adding up the value of all of the indicated elements and dividing that number by the total number of elements.

	2022	2023						2024			
	December	January	March	May	July	September	November	January	March	May	June
Project Management	Re-Engage and Project Timeline				RRC Luncheon: State of the RRC						RRC Luncheon: State of the RRC
Capability Development		Self Assessment, Establish Targets	Improvement Planning, Prioritizing Projects	Review Roadmap, Establish Improvement Metrics				Annual Self Assessment and Improvement Planning,			
Grant Development		Summary of Grant Process	Grant Education	Information Collection, Prioritize Projects		Develop LOIs	FEMAGO Training	Application Status, Summary of Grant Process	Grant Education	Information Collection, Prioritize Projects	
PDRP Development		Kick-off	Base Plan	Annex A: Community Planning and Development Committee Annex		Annex B: Economic Recovery Committee Annex	Annex C: Health and Social Services Committee Annex	Annex D: Housing Committee Annex	Annex E: Infrastructure Committee Annex	Annex F: Natural and Cultural Resources Committee Annex	

Workshop #3 Goals

- **Pre-Disaster Recovery Planning**
 - Review Community Planning and Development Recovery Committee (Appendix A) and FEMA's National Resilience Guidance
- **Grants**
 - Review and discuss information collection and mitigation projects
- **Roadmap to Resilient Recovery**
 - Review the Self-Assessment and Improvement process
 - Learn about Roadmap Categories and Top Improvement Actions

Questions?



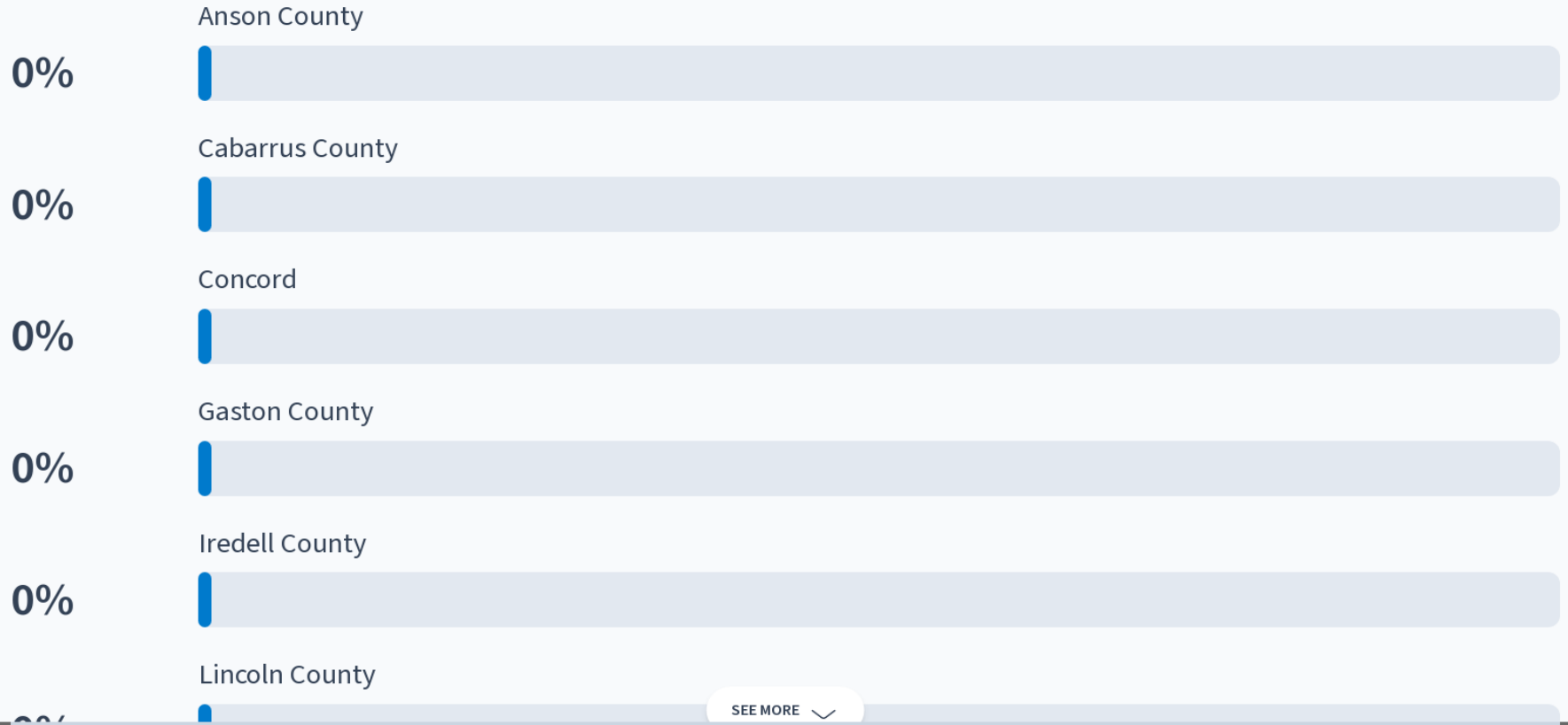
Poll Everywhere

Live Engagement Tool

- Use the QRL Code
Or
- Go to: PollEv.com/benjkorson865



Which local community are you with?



SEE MORE 

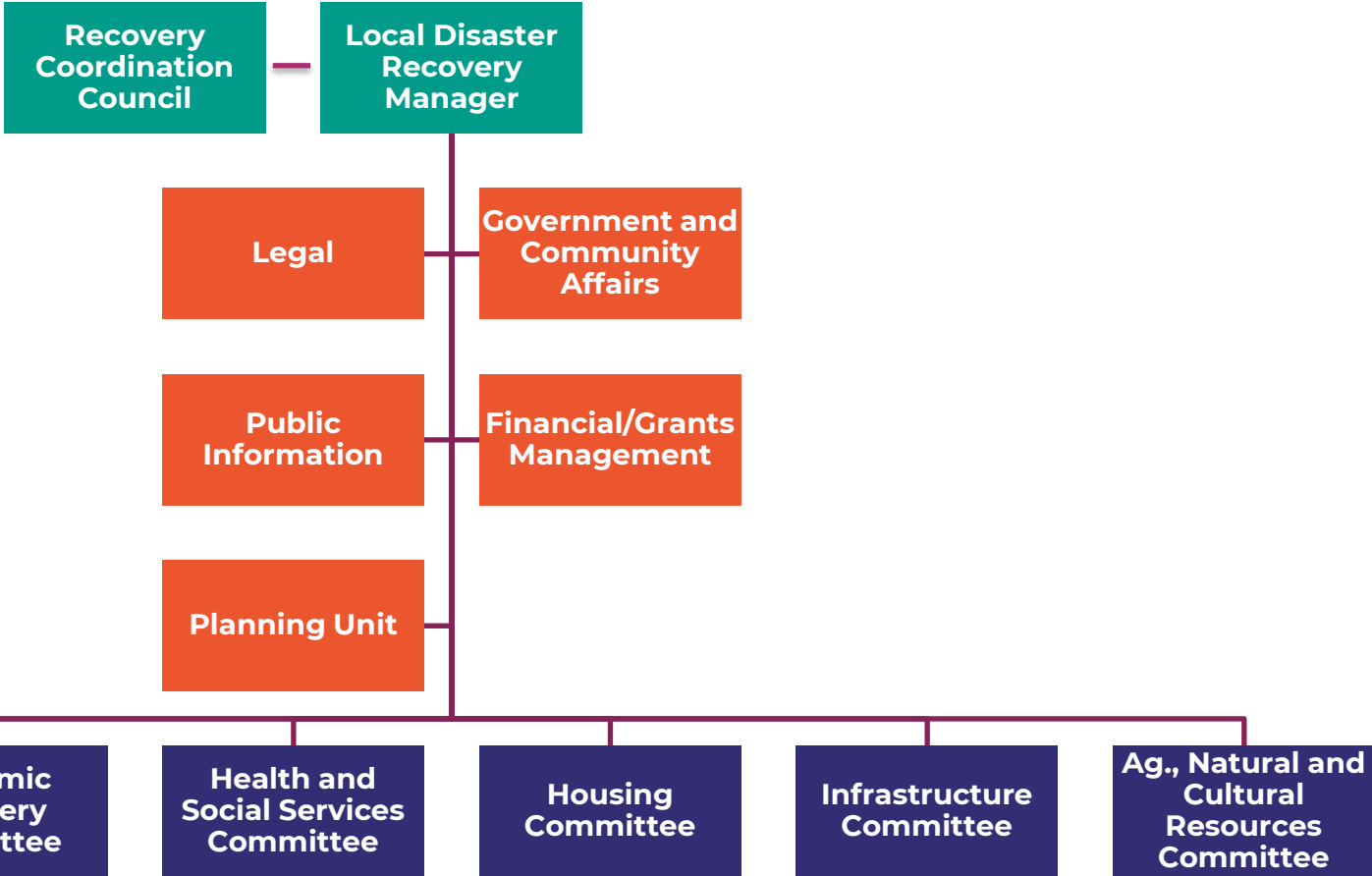


Base Plan

Pre-Disaster Recovery Plan Technical Assistance Workshop

Pre-Disaster Recovery Planning Timeline





Community Planning and Development Committee Annex

Mission

- Facilitate repair and reconstruction in an orderly, safe, and timely manner
- Provide recommendations on procedures and requirements for rebuilding and work to ensure quality construction and adherence to codes
- Review and recommend potential updates or revisions to current land use strategies in order to lessen the impacts from future damages

Objectives

- Conduct building inspections
- Engage community members in rebuilding efforts
- Facilitate the review of current and future land use strategies
- Ensure pre-disaster planning and mitigation activities are ongoing

Subcommittees



Subcommittee Partners

- Lead Agency: TBD

Hazard Mitigation Subcommittee

- Lead Agency
 - TBD
- Support Agencies
 - TBD

Inspections and Permitting Subcommittee

- Lead Agency
 - TBD
- Support Agencies
 - TBD

Community Engagement and Long-Term Recovery Subcommittee

- Lead Agency
 - TBD
- Support Agencies
 - TBD

Local Partner Crosswalk

Local/Regional Organization	Inspections and Permitting	Community Engagement and Long-term Planning	Hazard Mitigation
Planning/Zoning	Support	Lead	Lead
Building Inspections Department	Lead	Support	Support
Community Development Commission		Support	Support
Office of Emergency Management	Support	Support	
Centralina Regional Council <ul style="list-style-type: none"> Economic Development District Regional Resilience Collaborative 		Support	

State & Federal Partners

North Carolina (Potential Recovery Partners)	Federal Recovery Partners
<p>Primary Agencies</p> <ul style="list-style-type: none"> • North Carolina Department of Public Safety, Division of Emergency Management • North Carolina Department of Public Safety, Office of Recovery and Resilience 	<p>Coordinating Agency</p> <ul style="list-style-type: none"> • U.S. Department of Homeland Security/Federal Emergency Management Agency <p>Primary Agency</p> <ul style="list-style-type: none"> • U.S. Department of Housing and Urban Development
<p>Supporting Organizations</p> <ul style="list-style-type: none"> • American Planning Association – North Carolina Chapter • North Carolina Sea Grant/Water Resources Research Institute • North Carolina Voluntary Organizations Active in Disaster • North Carolina Department of Commerce • North Carolina Association of Regional Councils of Government 	<p>Supporting Organizations</p> <ul style="list-style-type: none"> • American Planning Association • American Red Cross • Corporation for National and Community Service • International City/County Management Association • National Voluntary Organizations Active in Disaster • U.S. Department of Agriculture • U.S. Department of Commerce • U.S. Department of Education • U.S. Department of Energy • U.S. Department of Health and Human Services • U.S. Department of the Interior • U.S. Department of Justice • U.S. Department of Transportation • U.S. Environmental Protection Agency • U.S. Small Business Administration • U.S. Army Corps of Engineers • U.S. Access Board

Annex Elements

- Mission
- Objectives
- Partners
- Subcommittee Sections
 - Objective
 - Overview
 - Pre-Disaster Preparedness Activities
 - Transition Phase Activities
 - Short-term Recovery Activities
 - Long-term Recovery Activities
 - Information Collection

Hazard Mitigation Subcommittee

- Objective
 - Identify opportunities to build resiliency and incorporate hazard mitigation actions into recovery
- Overview
 - Evaluate how approved mitigation plans can be integrated into recovery efforts
 - Evaluate what additional mitigation opportunities exist

Hazard Mitigation Subcommittee Phased Activities

Pre-Disaster Preparedness

- Develop a Regional Hazard Mitigation Plan
- Coordinate and participate in risk assessment and hazard mitigation planning
- Identify strategies for resilient and sustainable future
- Ensure mitigation goals are incorporated into County plans

Transition Phase

- Monitor recovery activities

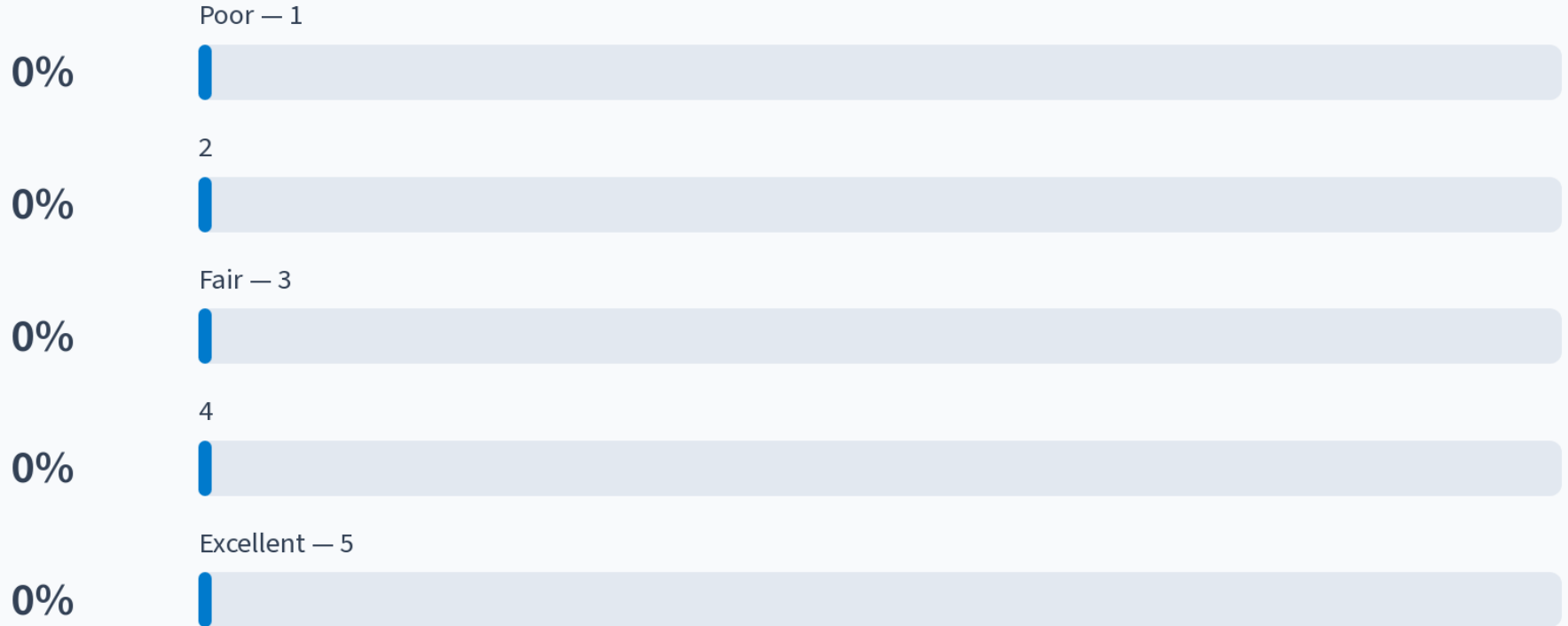
Short-term Recovery

- Monitor recovery activities

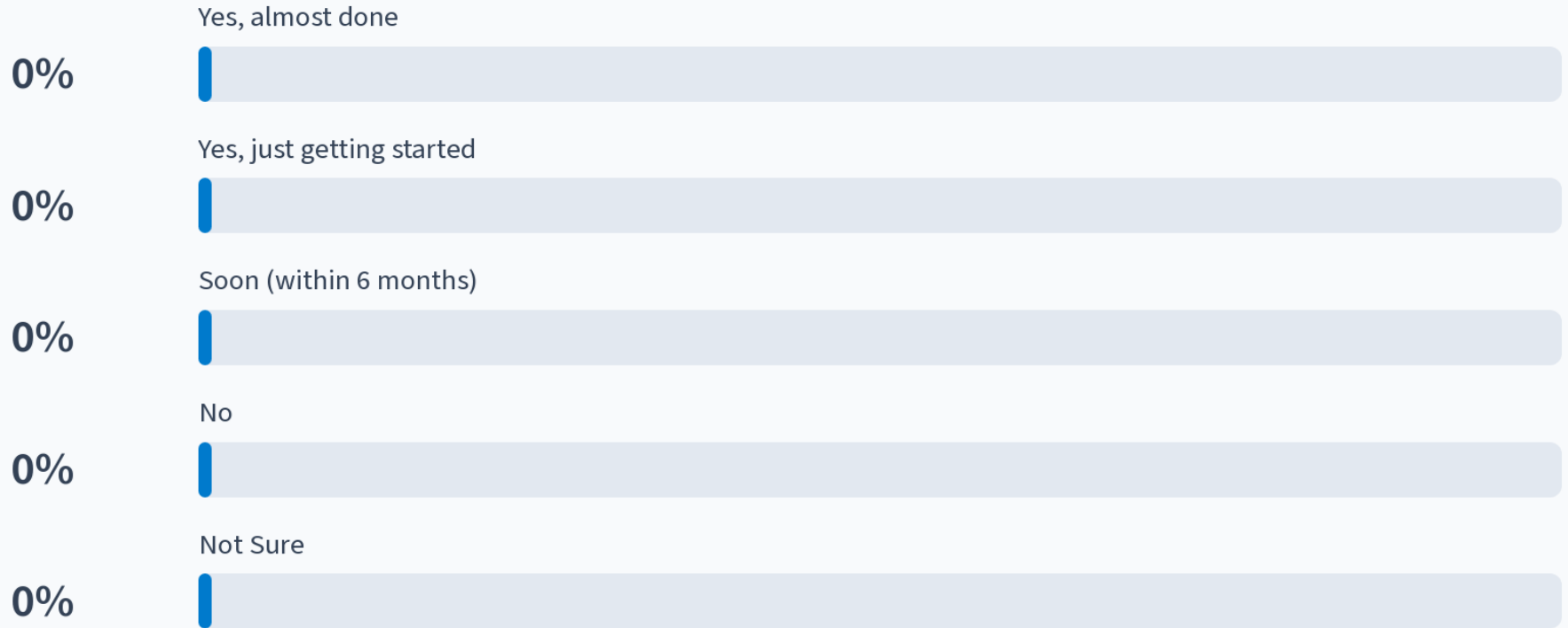
Long-term Recovery

- Identify and recommend mitigation opportunities based on disaster impacts and damage assessments
- Review repetitive-loss properties
- Support FEMA Hazard Mitigation Assistance projects

How would you score the level of engagement and collaboration with your jurisdiction in the development of the Regional Hazard Mitigation Plan?



Has your region/jurisdiction begun planning for the next update cycle?



Which state entities do you collaborate with as part of your Regional Hazard Mitigation Plan?

Nobody has responded yet.

Hang tight! Responses are coming in.

Which local entities do you collaborate with as part of your Regional Hazard Mitigation Plan?

Nobody has responded yet.

Hang tight! Responses are coming in.

Inspections and Permitting Subcommittee

- Objective
 - Oversee safe repair, restoration, and rebuilding of damaged structures
- Overview
 - Comprised of certified building inspectors and engineers to carry out inspections and staff knowledgeable in permitting policies and procedures
 - Staff should have access to policy makers to enact temporary amendments to permitting procedures or development restrictions such as temporary moratoria, when necessary

Inspections and Permitting Subcommittee Phased Activities

Pre-Disaster Preparedness

- Develop policies for expedited permit processing and waiving/reducing post-disaster permit and development fees
- Identify building inspector and engineer resources
- Improve data collection and management systems

Transition Phase

- Request inspectors and engineers through mutual aid
- Establish a method to indicate building safety status with building owners and the public

Short-term Recovery

- Expedite permitting processes
- Develop criteria to allow for temporary shelter/housing permits

Long-term Recovery

- Publicize information on amended construction permit application processes
- Monitor potential contractor scams
- Coordinate with the Damage Assessment Subcommittee regarding damaged properties

Community Engagement and Long-term Planning Subcommittee

- Objective
 - Work with the community to identify recovery objectives and priorities and execute the vision for a new and improved community
- Overview
 - Facilitate public meetings, forums, and other community events to gather community input and feedback on recovery progress.
 - Members will need a strong understanding of the makeup of the community, including the complex social, economic, and demographic factors related to recovery.

Community Engagement and Long-term Planning Subcommittee Phased Activities

Pre-Disaster Preparedness

- Identify roadblocks related to land-use regulations
- Develop and adopt a pre-disaster recovery ordinance
- Connect with local non-profits
- Prepare neighborhood-specific overviews
- Discourage unsolicited donations
- Promote community preparedness

Transition Phase

- Monitor recovery activities

Short-term Recovery

- Initiate community engagement by soliciting input and feedback on recovery and rebuilding objectives

Long-term Recovery

- Engage the public in rebuilding and recovery priorities
- Identify rebuilding restrictions
- Engage recovery committees and local recovery partners
- Draft a recovery strategy
- Track implementation of the recovery strategy

Action Items

- Evaluate templated structure; modify as needed
- Identify lead and support agencies
- Complete template
- Identify strategy to begin working on each committee's pre-disaster recovery activities

Next Workshop



Workshop #5 Partners
September 20, 2023

Annex B: Economic Recovery Committee Annex

- Business Restoration, Retention and Recruitment
- Employment and Workforce Support
- Business Recovery Centers

Questions?



FEMA's National Resilience Guidance

- **Goal:** Create guidance and resources for the whole community to help everyone understand and fulfil their critical roles related to increasing national resilience
- Share your stories
- Join the discussion
 - [Listening Session 4](#): 1 p.m. ET on Thursday, May 25
 - [Listening Session 5](#): 1 p.m. ET on Tuesday, June 6
 - [Listening Session 6](#): 3 p.m. ET on Thursday, June 15
- [Learn more](#)



Grant Capability Development

Grant Workshop

Grant Overview



Phase: May – July



Information Collection



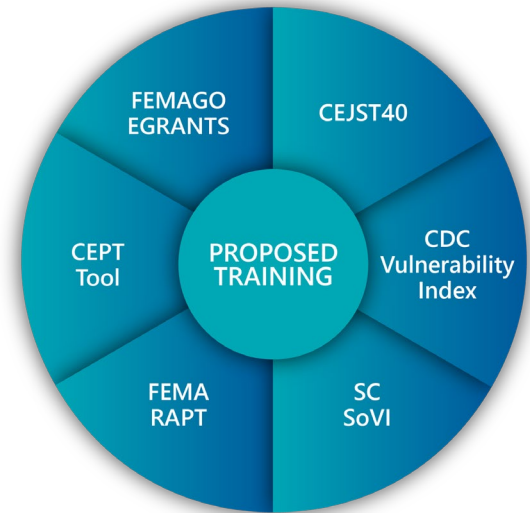
Projects



Prioritization

Information Collection

1. Gather any studies or reports that have been done on the project you want to initiate.
2. Look to see if there are any disadvantaged, or underserved populations.
3. How will the project reduce the risk to climate change.
4. Have you included any nature-based solutions.
5. Look up the population that will be affected by the Mitigation project in total.
6. Know the who, when, why, what, and how of the project.
7. Check the jurisdictions building codes for information on nature based solutions, hazard mitigation, etc.
8. Ensure your jurisdictional leaders are on board to do the project.

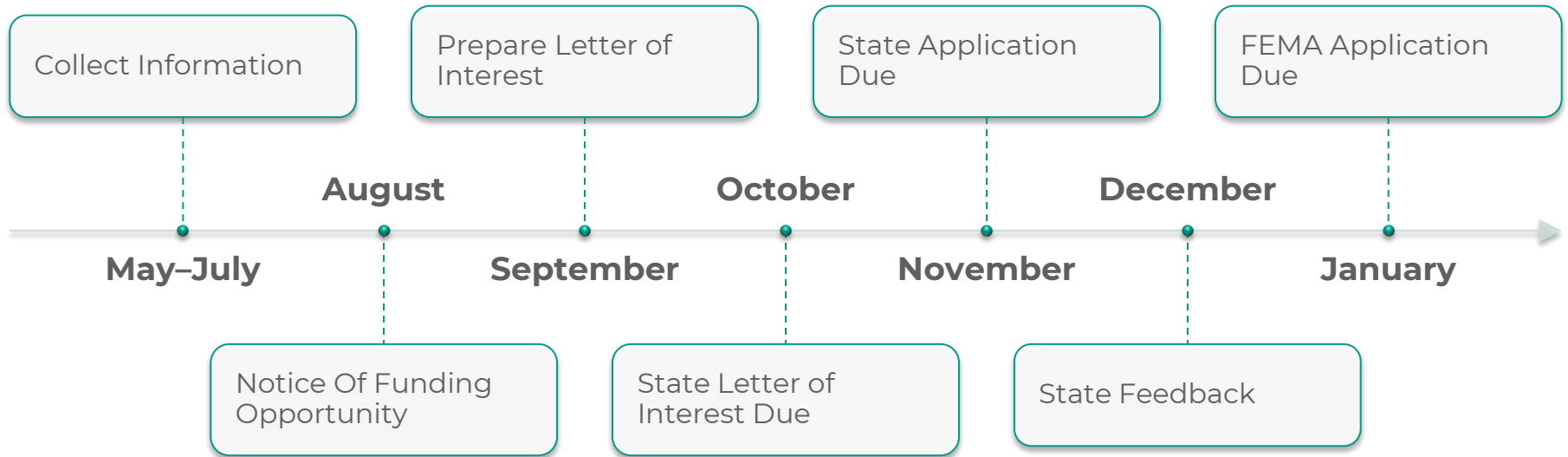


Projects and Prioritization – Mitigation Plan




Always start with your Mitigation Plan for projects you want to implement. If you are applying for FEMA funding the project must be identified in the actions.

Typical Grant Application Cycle



Do you plan on developing and submitting a BRIC or FMA grant application for the FY23-24 cycle?



Grant Workshop Action Items

- Grant Preparation
- Review Your Mitigation Actions
- Select the action you want to move forward on
- Ensure you have buy-in
- Gather all studies, reports

Questions?





Recovery Capability Development

Roadmap to Resilient Recovery Workshop

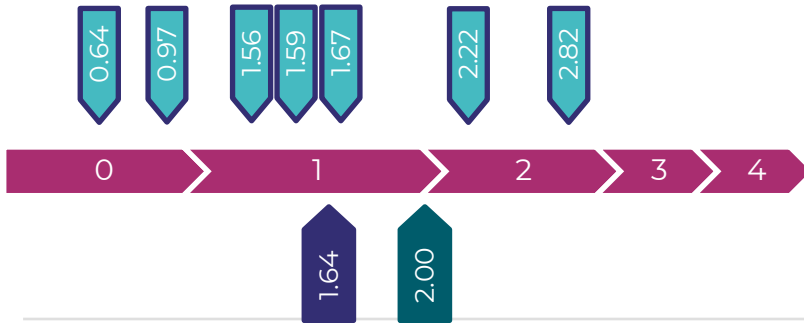
Review of Self-Assessment

- Roadmap to Resilient Recovery Self Assessments.
 - March 1 Submissions: Iredell, Concord, Mecklenburg, Lincoln, Cabarrus
 - March 3 Submissions: Anson, Union
- 1-1 Technical Assistance – Improvement Planning
 - Completed: Anson, Cabarrus, Concord, Iredell, Mecklenburg, Union.
 - Unscheduled: **Lincoln, Town of Monroe**
- Past Due: **Gaston, Rowan, Stanly**



Review of Self-Assessment

- Original Regional Accumulated Score: 1.64
 - Regional Target: 2.00
 - Minimum submitted score: 0.64
 - Maximum submitted score: 2.82

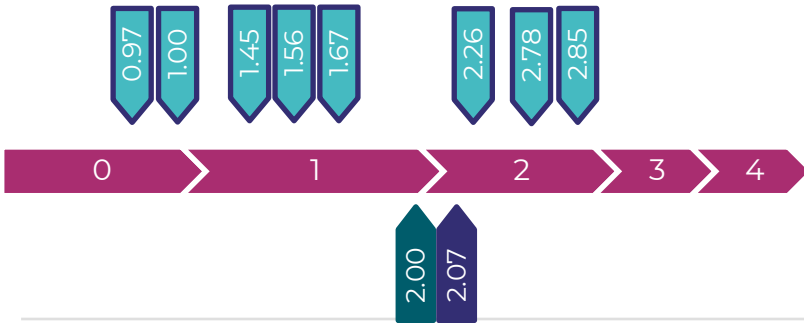


Roadmap	Resilient Recovery Roadmap		Program Implementation Self-Assessment					
			Not Identifiable	Limited Activity	Active Program	Robust Program	Best Practice	
Roadmap	Recommended Activities	Suggested Elements	0	1	2	3	4	
Part 1: Organizing	Organize Local Leadership	Champions identified and engaged in program		1	2	4		
	Involve the Whole Community	Whole Community representatives identified and engaged		3	2		2	
	Establish Coordination Methods	Voluntary Organizations Active in Disaster (VOAD) developed and engaged		2	2	1	2	
		Local Emergency Planning Committees				4	2	1
Community Resilience Committees			3	4				
Part 2: Recovery Planning	Assess Capabilities and Threats	Stakeholder Preparedness Review (SPR)	1	2	2	1	1	
		Threat and Hazard Identification and Risk Assessment (THIRA)			2	3	2	
		Hazard Vulnerability Assessment			2	2	3	
	Create Recovery Plans	Long-Term Recovery Plan developed	2	3	2			
		Metrics for successful recovery established	2	3	2			
		Recovery goals determined	1	3	3			
	Integrate Hazard Mitigation with Recovery	Mitigation actions integrated with recovery programs	2	3	1		1	
	Prioritize Projects	Recovery priorities determined	1	1	5			
		Additional prioritization considerations	2	1	2	1	1	
	Implement Resilient Systems	Implementing resilient systems approach		4	2		1	
Integrate Approach to Recovery Programs	Implementing integrated recovery approach	1	5			1		
Part 3: Managing Recovery Programs	Identify Recovery Staffing	Recovery staffing identified	1	2	3		1	
	Manage Financials	Finance Department engaged in recovery programs	1	2	1	2	1	
		Recovery financial plan developed	2	4	1			
		Supporting Whole Community financial resilience	3	4				
	Leverage Available Resources	Existing recovery resources identified and engaged	1	1	5			
	Pursue Grant Opportunities	FEMA grant opportunities assessed	1	1	2	2	1	
		Other grant opportunities assessed	1	1	1	3	1	
	Implement Improvement Process	Application developed/ submitted	1	2	3		1	
Improvement process implemented		2	1	4				
Determined recovery program success factors		2	3	2				
Regularly assess progress and implement improvements		2	3	2				
Total:			34	59	56	22	18	
Recovery Program Self-Assessment Score *							1.64	

* A score of 2 indicates an active recovery program. The score is determined by adding up the value of all of the indicated elements and dividing that number by the total number of elements.

Review of Self-Assessment

- Current Regional Accumulated Score: 2.07
 - Regional Target: 2.00
 - Minimum submitted score: 0.97
 - Maximum submitted score: 2.85



Roadmap	Resilient Recovery Roadmap		Program Implementation Self-Assessment				
			Not Identifiable	Limited Activity	Active Program	Robust Program	Best Practice
	Recommended Activities	Suggested Elements	0	1	2	3	4
Part 1: Organizing	Organize Local Leadership	Champions identified and engaged in program	1	2	4	4	0
	Involve the Whole Community	Whole Community representatives identified and engaged	0	4	5	0	2
	Establish Coordination Methods	Voluntary Organizations Active in Disaster (VOAD) developed and engaged	2	3	1	4	0
		Local Emergency Planning Committees	1	0	6	2	2
Community Resilience Committees		6	4	0	1	0	
Part 2: Recovery Planning	Assess Capabilities and Threats	Stakeholder Preparedness Review (SPR)	3	2	4	1	1
		Threat and Hazard Identification and Risk Assessment (THIRA)	0	0	3	6	2
		Hazard Vulnerability Assessment	0	0	4	4	3
	Create Recovery Plans	Long-Term Recovery Plan developed	5	3	2	1	0
		Metrics for successful recovery established	4	4	2	1	0
	Integrate Hazard Mitigation with Recovery	Recovery goals determined	3	4	3	1	0
		Mitigation actions integrated with recovery programs	2	6	1	1	1
	Prioritize Projects	Recovery priorities determined	3	1	6	1	0
	Implement Resilient Systems	Additional prioritization considerations	4	2	4	0	1
		Implementing resilient systems approach	1	4	4	0	1
Integrate Approach to Recovery Programs	Implementing integrated recovery approach	2	6	1	0	1	
	Part 3: Managing Recovery Programs	Identify Recovery Staffing	3	3	3	0	2
Manage Financials		Recovery staffing identified	2	4	1	2	2
		Recovery financial plan developed	6	2	3	0	0
Leverage Available Resources	Supporting Whole Community financial resilience	4	6	1	0	0	
	Existing recovery resources identified and engaged	1	2	6	2	0	
	FEMA grant opportunities assessed	0	1	5	3	2	
Pursue Grant Opportunities	Other grant opportunities assessed	0	2	3	5	1	
	Application developed/submitted	2	2	5	0	2	
	Improvement process implemented	4	2	4	1	0	
Implement Improvement Process	Determined recovery program success factors	4	4	2	1	0	
	Regularly assess progress and implement improvements	4	4	3	0	0	
	Total:		67	77	86	41	23
Recovery Program Self-Assessment Score *							2.07

* A score of 2 indicates an active recovery program. The score is determined by adding up the value of all of the indicated elements and dividing that number by the total number of elements.

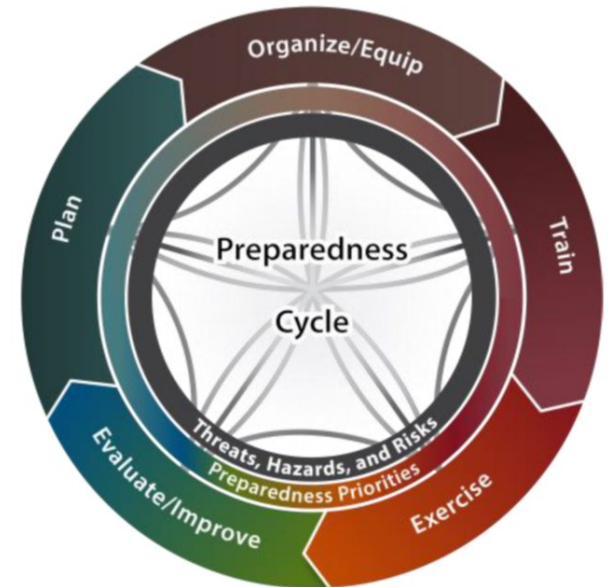
Provide one or two successful strategies your organization has implemented to engage the whole community in resilience efforts (mitigation, recovery, preparedness, etc.)

Nobody has responded yet.

Hang tight! Responses are coming in.

Improvement Process

- Evaluation and Improvement Planning are important steps towards creating a preparedness culture and building resilient communities.
- Outlines a high-level approach to accomplishing the target as well as the responsible organization, funding source, and target completion date.
- Brings together the collaboration and accountability needed to implement the targets



Improvement Planning Insights


- Roadmap Categories:
 - Integrate HMP with Recovery - 8
 - Develop Financial Recovery Plan - 7
 - Support Whole Community Finance - 3
 - Create Recovery Plan - 3



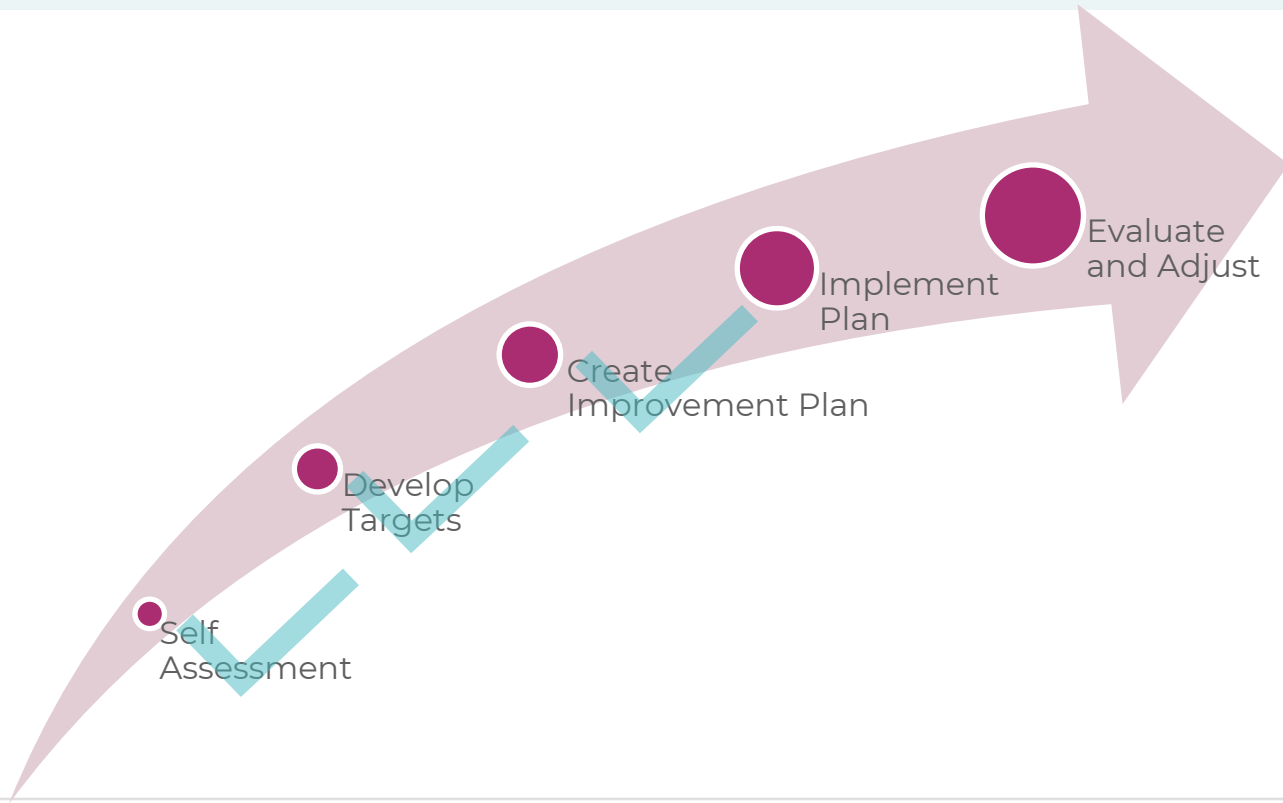
Improvement Planning Insights

<i>Roadmap Element</i>	<i>Improvement Target</i>	<i>Implementation Approach</i>
Create Recovery Plans	Develop a Long-Term Recovery Plan that established goals and metrics for successful recovery by the completion of the RRC Recovery Planning Workshop.	Attend RRC Recovery Workshops, Participate in the Recovery Technical Assistance, Promote Recovery with peers and potential stakeholders.
Integrate Mitigation Actions with Recovery Programs	While developing the Pre-Disaster Recovery Plan with the RRC Workshop (2023-2024), review the Hazard Mitigation Plan (HMP) actions and align as many of the activities as possible to identify efficiencies in funding, staffing, and resources.	Review the HMP mitigation actions in a joint session with the Long-Term Recovery Committee (LTRC) and Local Emergency Planning Committee (LEPC). Identify common efforts and align priorities. Update the HMP and the LTRP accordingly.
Manage Financial Recovery	Develop a Financial Recovery Plan that that involves the finance department and support the whole community resilience by the completion of the RRC Financial Recovery Program.	Participate in the RRCs Financial Recovery Program.
Pursue Grant Opportunities	Identify, assess, and apply for state and federal grant opportunities that are offered to municipalities in support of mitigation and recovery goals, during the 2023-24 grant cycle.	Discuss local mitigation needs with multiple departments and select the most appropriate grant path. Participate in the RRC Grant workshops.

I feel that the top improvement activities reflect an accurate insight into the regional recovery program development needs.



Roadmap Progress



PAST DUE ACTION ITEM

- Completing the Roadmap Self Assessment and Improvement Planning is a grant requirement in order to receive Technical Assistance



Improvement Planning Action Items

- Implement Your Plan
- Re-Evaluate in January 2024

Questions?



Next Steps


Action Items

- Recovery Planning
 - Evaluate templated structure; modify as needed
 - Identify lead and support agencies
 - Complete template
 - Identify strategy to begin working on each committee's pre-disaster recovery activities
- Grant Preparation
 - Review Your Mitigation Actions
 - Select the action you want to move forward on
 - Ensure you have buy-in
 - Gather all studies, reports
- Roadmap
 - Complete the Roadmap Self-Assessment and Improvement Planning
 - Implement Your Plan
 - Re-Evaluate in January 2024

Next Meeting

- **State of the RRC**
- **Luncheon** hosted by Charlotte-Mecklenburg Emergency Management, Wike Graham at the Charlotte Fire Headquarters
 - July 19th, 11:00 AM – 1:00 PM
 - 500 Dalton Ave.
Charlotte, NC 28206

I will be at the RRC Luncheon on July 19th from 11:00am-1:00pm at 500 Dalton Ave., Charlotte, NC 28206.



Contact Information

Benj Korson
Project Manager

IEM
940-372-2761
Benj.Korson@iem.com

Jeanne Bunting
Grant Development

IEM
785-554-9978
Jeanne.Bunting@iem.com

Christina Danis, PhD., AICP

*Director of Community
Economic Development*

Centralina
704-688-6502
cdanis@centralina.org

Katie Canady
Pre-Disaster Recovery Plan

IEM
443-604-5769
Katie.Canady@iem.com

Brandi Hunter
Project Management Support

IEM
346-578-0909
Brandi.Hunter@iem.com

THANK YOU


704-372-2416 | info@centralina.org | 10735 David Taylor Drive, Suite 250, Charlotte, NC 28262

www.Centralina.org

Would adding a virtual option help those who were not planning on attending to change their plans and attend the RRC Luncheon on July 19th from 11:00am-1:00pm?

Yes, a virtual option would help me be able to attend.

0%



No, I would still not be able to attend the virtual option

0%

